

Bedwell News

December 2025

This term's highlights:

- Our Christmas Fayre raised an amazing £1504!
- Our KS1 Show was a great success, with 60 children singing, dancing and acting across 3 fab performances..
- Year 1/ 2 travelled to Milton Keynes Theatre to watch their pantomime, *Goldilocks*, as well as visiting our local fire station.
- We elected a new team of School Councilors, who have been busy working on sustainability.
- Year 5/6 visited the Harry Potter Studios, while Year 3/4 had a brilliant day at Hazard Alley.
- We hosted the Stevenage Schools FA tournaments, with 280 children from 29 schools playing football on our field.
- Our Halloween Disco saw over 120 children eating, dancing and playing in some fantastic costumes.
- Everyone in Y1-6 visited the cinema (for free) as part of this year's *Into Film Festival*.

What we've been doing this term...

Our Christmas Fayre

Thanks to the amazing support that we received from the whole community, our Christmas Fayre was another fantastic success.

Donations piled in throughout the week, with lots of toys, biscuits, sweets and bottles stocking up all the raffles, tombolas and stalls, and then as soon as Santa arrived and the Fayre began, all three

halls were packed! A huge thank-you to everyone who attended and donated to the Fayre, and an even bigger thank-you to all the staff (and Year 6



helpers) who got everything organised, manned the stalls and tidied up afterwards. As a result of all these efforts, we raised an amazing £1504 on the day! All the proceeds will go into the School Council Fund, which they will be using to buy lots of new play equipment.



Sharing learning

We're really keen to share our learning (and our classrooms) with our parents, carers and families as often as possible, and throughout the term we have organised lots of events, workshops and activity sessions. These have included:

- *Meet the Teacher* sessions held in every class in Years 1-6.
- Two *Stay and Play* sessions in Early Years, with the first focussing on exploring the new environment and the second packed with Christmas Craft activities.
- A phonics meeting for Year 1 parents, full of ideas for supporting children in developing their knowledge of the sounds that make up words.
- *Stay and Read* workshops in Years 2, 3 and 4, emphasising the importance of reading and sharing the way we teach decoding and comprehension skills, along with ideas for practicing these at home.
- A SATs meeting for Year 6 parents.
- *Stay & Calculate* sessions for Year 5/6, with each maths set running their own arithmetic workshops.

There will be lots more opportunities for parents and carers to join us in school next term - dates will be sent home at the start of January.

Christmas at Bedwell

We really got into the Christmas spirit in the last week of term!

First up, each class rounded-off the term with a brilliant Christmas party. We came to school in our finest party clothes and then had great fun playing games together - including all the classics, such as musical bumps, pass the parcel and musical statues. After that, it was time to pile into our party food - a big thank you to everyone who sent in something to eat.

On Wednesday, we had our Christmas Dinner. After a busy morning preparing food in the kitchen and decorations in the hall, we all sat down to enjoy our meal, complete with crackers and paper hats - and as we were all in our Christmas Jumpers too, it felt very festive!

The final part of our seasonal celebrations came on the very last day of term, when we got together to share Christmas songs. Each class performed their chosen song in front of the rest of the school, with our Chair of Governors on hand to choose the winner.





Knock Knock!

All of Key Stage 1's enthusiastic practice finally paid-off in the penultimate week of school, when we got the chance to perform our brilliant Christmas production. With almost 60 children involved, it was a massive task to get the show ready, but every child involved gave 100% in every performance, first in front of the rest of the school and then to our families over the course of three performances. The narrators told the story really clearly, Mary, Joseph and Donkey linked everything together, our stars, shepherds, innkeepers and wisemen all knew exactly where to be and the performing sheep kept stealing the show! We sang, we danced and we even got some laughs with our knock-knock jokes. We hope that you will agree that *Knock Knock* was a great way to retell the Christmas story.

Can we also say a big thank you to all of the Key Stage 1 teachers and TAs for the time and energy they put into making costumes, supporting practices and making sure it was a magical show!









STEM explorers

A group from Year 6 have thoroughly enjoyed throwing themselves into a series of workshops linked to STEM - Science, Technology, Engineering and Maths. The project, organised by local charity STEMpoint, has seen us working with scientists and engineers from companies like Airbus, GSK, Unilever and Thames Water. We have learnt how to use real world lab equipment, built boats, explored risk, carried out lots of tests and even designed fuel tanks for spacecraft (with a real rocket scientist!)

It has been great fun to take part in these sessions, and it has also introduced us to lots of careers that we never knew existed. We have learnt how the experts that we've worked with got their jobs, and several of us now really want to follow in their footsteps and work in these fields. Along the way, we have also practised lots of maths skills (like measurement, statistics and volume) which will hopefully support us in our SATs next May.








Halloween Disco

Back at the end of October, our Halloween Disco gave everyone in Years 2-6 a fantastic opportunity to get together and break out our finest spooky costumes! Our first big event of the year, the disco included lots of food and drink, pumpkin-smash games, nail painting and temporary tattoos, as well as loads of dancing in the hall. Over 120 children attended the event, and we all had a fantastic evening together - as you can hopefully see from the pictures on these pages.

As well as being a great chance to get together and have fun, the Halloween Disco was also a fundraising event, with all the money raised going towards School Council funds - and when we had done all the adding-up and taking-away, we were delighted to discover that we had collected more than £900.

Can we all send a massive thank you to the staff who volunteered to give up their time to organise and run the disco, making our brilliant evening possible!





School Council

One of our first jobs this term was to elect our new team of School Councillors. Everyone was given the chance to run in elections in their class, presenting speeches to try to convince our classmates that we would be great at this job. Everyone then cast their ballot, with the winning boy and girl in each class elected for the year - you can see some of our winning speeches on the opposite page.

Regeneration Art

At the beginning of the summer, we were invited to join an art competition run by the Stevenage Regeneration team. We all had the opportunity to create an image in blue, to reflect the neighbourhood of Bedwell - and earlier this term, we were delighted to learn that 15 of our children were winners and now have their artwork permanently displayed on the underpass at the roundabout joining Hitchin Road and Martin's Way (by the fire rescue training centre). Former pupil Kevin was one of our winners and proudly visited 3 weeks ago.



Highlights from our School Council speeches

I would like to be our class councillor because I am kind and caring! I think that I am the right person for the job because I always have lots of good ideas about things we can do. I care a lot about my friends, and will work hard to make sure that school is a great place to be.

Willow, Fieldmice

I think that I am the right person for the job because I try to help everybody. I want to make everyone happy and make sure that we all enjoy coming to school. If you elect me, I would like us to have more playtimes, more toys and more fun lessons. I would like us to have choosing time every day, and more PE lessons.

Richie, Dormice

I would like to be our councillor because I am very kind and I want to listen to everyone. I am the right person for this job because I will work hard, listen to other people's ideas and do what's best for our school. If you elect me, I would like us to have more fundraising events to help the school get more money.

Dawson, Hedgehogs

I think that I am the right person for the job because I am caring, helpful and funny. If you elect me, then I would like us to have more choices and more deserts at lunchtime. I would also like us to have more toys and equipment to play with.

Darcie, Rabbits

I will try really hard to represent everyone. If you elect me, I will try to help everyone and look after people if they are sad. I would also like us to have more lessons where we can draw, and paint, because that makes all of us happier!

Theo, Moles

I would like to organise a colour run to raise money for school. We can then use some of this money to update our science equipment, so that we can do more exciting experiments! I would also like us to have more cooking clubs, so that we can all learn to cook.

Lacey, Badgers

I think that I would be a good choice for school councillor because I have lots of ideas and I always try to help everyone. I would like to represent our class because I think that I can make our school better for everyone. If you elect me, then I would like us to have more playtimes, more art lessons and more Golden Time.

Dylan, Foxes

I genuinely care about our school and want to make a positive difference. I hope that I am someone you can rely on, whether it's making improvements to our school or planning fun events... If you elect me, I would like us to go on more school trips, as these are a great way to help us learn and they also give lots of us a chance to visit places that we would not otherwise be able to go to.

Lexi, Falcons

I would like us to do more PE and have more clubs to join. I would also like us to have new equipment for playtime and lunchtime, so that there is enough stuff for everyone. We will need to raise money so that we can pay for all this, so I will try to organise more discos and non-uniform days. Thank you for listening to me!

Alfie, Eagles

Early Years

Starting out

We have settled into school life remarkably well, growing familiar with daily routines, moving confidently between activities and growing in independence. We have made lots of new friends, and have become confident, enthusiastic learners.



English

We have been introduced to a wide range of books and have enjoyed sharing stories with adults. We have created simple books of our own, using captions, labels, and CVC words to express our ideas. Through blending and segmenting, we are also learning how to hear the sounds in words and use them in their writing. In Reception, we also enjoyed our first school trip, visiting the theatre for a fantastic show and buzzing with excitement on the way home.

Phonics

We all develop our phonics in small groups every day, learning initial sounds, practising writing letters, and blending and segmenting the sounds we know to read and build words.





Early Years

Forest School

In our weekly visits to the forest, we have been exploring making fairy wands using natural resources, nature faces, listening to nature sounds and much more.


Maths

In Reception, we have been practising subitising numbers to five (seeing them in our head and being able to recognise how many things there are in a small group without having to count them). We have explored number rhymes, used number lines to find the difference, and began learning about weight and measure. We are gradually becoming more familiar with numbers to ten and applying our skills through play and problem-solving.

Celebrations!

As part of our *Celebrations* topic we have enjoyed learning about festivals and special days from other cultures and countries, including Diwali, Thanksgiving, Halloween and Christmas. We have made decorations, tried different foods and discovered why these days are celebrated.





Year 1: Fieldmice

Our Christmas Show

We have enjoyed practising and getting ready for our performance of *Knock Knock*. We loved learning the songs, actions and words, and loved performing the finished show. Thank you to everyone who came to watch us.

Maths

We have been working on our understanding of number to 10 and finding different ways to make a number. We explored our number bonds to 10 and have begun to use this knowledge to find number bonds to 20. We have also explored how we can write simple number sentences and then switch these around to find corresponding fact families.

Pantomime Trip

We had a fantastic visit to see *Goldilocks* at Milton Keynes Theatre. It was a great opportunity for us to watch a real production after completing our own show, and we quickly knew when we needed to laugh, clap or boo! It also linked beautifully to our English unit so we could add even more detail to our writing about *Goldilocks*.





English : Traditional Tales

This term we have been reading *Gruffalo Crumble*. We learnt how to follow instructions and enjoyed making different recipes. We learnt how to structure and write instructions and used these to create a *Gruffalo* party.



We have also started to look at traditional tales. So far, we have looked at *The 3 Billy Goats Gruff*, *The Princess and the Pea* and *Goldilocks and the 3 Bears*. We have retold the stories through drama and puppets; we focussed on their sentences structure and using adjectives to describe characters and settings. We have also focussed on the repetitive story language in each story.





Year 1/2: Dormice

Maths

We have been developing our understanding of numbers to 10 and then to 20. We are now beginning to explore larger numbers and what they are made of, and have used lots of practical equipment to help us to understand what different numbers 'look' like and how they can be regrouped.

Church Visit

Year 2 were lucky enough to visit St Hugh and St John's Church to learn more about the Christmas story. We listened carefully to the team of volunteers who told us all about Jesus' journey and how his birth is celebrated by Christians around the world at Christmas.

Pantomime Trip

We had a fantastic visit to see Goldilocks in Milton Keynes on the 10th December. It was a great day out and we all loved getting to join in with the show by laughing, singing and booing. We were especially excited when two children from our school were invited on stage to sing the final song with the star, Brian Conley!

English : Postcards

This term, we have been reading *Meerkat Mail* and exploring the layout and key features of postcards. We have learnt all about expanded noun phrases and used these to write our own postcards about our Christmas pantomime visit. After the Christmas break, we will be sending our postcards home, so please keep an eye out for them in the post! Check out two great examples:

Hello George,

How are you? I went to a pantomime to see Goldilocks and the Three Bears. I loved the magician because he did cool tricks. I can tell you he did amazing, funny tricks. I liked the little baby bear. He was cute. How was your pantomime?



Love Phoebe


P.s. I loved the front seat.

Hi George,

How are you? I loved going to the pantomime. I loved baby bear because she was so cute. I liked Goldilocks because she was kind. How was your favourite circus? Did you like yours? I loved the magician because he done cool tricks. I liked Billy because he was very funny. I liked the bad guy because he was funny.

Love from Miya xxx





Year 2: Hedgehogs

Maths

We have invested a lot of time into understanding the value of digits and representing numbers in different ways. We have explored new ways to solve mental calculation problems, and have used our 'part-part-whole' model to understand addition and subtraction.


Firefighters!

Our history topic has seen us learning about the Great Fire of London. As part of this unit, we compared firefighting in the past with firefighting in the present day, and were invited to Stevenage Firestation to meet a team of firefighters. The best part of the day was when we climbed up into the fire engine and got to use the hose!

Church visit

To support our work on the Christmas story, the whole of Year 2 visited St Hugh and St John's Church. We met volunteers who retold the story of different characters from the Nativity and explained why Christmas is an important time for Christians around the world.

English : Descriptive Writing



As part of our learning in English, we studied the text *Milo Imagines with World*, which is all about a little boy with a big imagination. We used the story as a starting point for our own creative writing ideas and produced some wonderful setting descriptions, diary entries and short stories, all told from the viewpoint of Milo. We were encouraged to add interest to our work by using well-chosen verbs and adjectives to describe the setting. You can see some great examples of our work below:

Milo sat on the train. Milo saw a lady with black hair. Milo imagined that the lady was a ballerina with yellow hair and a bright pink skirt and shirt. Milo saw a cool lady. Milo imagined that the lady was a skater with long brown hair and cool pink skates. Milo saw a smart baby with black hair. Milo imagined that smart baby was teaching letters to the naughty children in school.

By Ella Nour

Dear Diary,

Today I went with my sister to the park. I saw the birds sitting in the tall tree. I heard the people coming in to the train. I saw my mum and she had made a new friend. I showed my mum my pictures it was so lovely. I felt happy because I saw my mum so I ran to her and hugged her. I went home on the train and I saw a smart boy.



By Stefan

The train clattered in the track. The car horn beeped loudly. The sun shined on the river. The dog slept in the warm dog bed. The birds slept in the tall, brown tree.

By Ryan

Towards the end of term, we have been reading *Meerkat Mail* and exploring the features of postcards. We learnt about expanded noun phrases, simple past tense verbs and signing-off phrases, and used these to write our own postcards about our learning so far this year. We've been writing them up this week, and will send them out after Christmas - so keep an eye out for them in the post!






Year 3: Rabbits

Romans!

Our history topic this term has seen us learning about Roman Britain. We began by discovering who the Romans were, where they came from and what made their army so powerful. We then focussed on the Roman invasion and conquest of Britain in the first century AD. As part of our topic, we made our own Roman shields, as you can see on the right. We cut out cardboard for the base of our shields and then added card shapes and patterns to make them look as authentic as possible. We finished the project by marching out onto the field in a classic Roman 'tortoise' formation!

Stay & Read

We were delighted to be joined by so many of our parents and carers for our *Stay and Read* event in October. We talked about the reasons why reading regularly at home is so important, explored some of the things we can do to make it an enjoyable experience and shared lots of our favourite books. A big thank you to everyone who made time to join us in class.





Year 3/4: Moles

Hazard Alley

At the beginning of December, we went to our school trip to Hazard Alley.

Through hands-on scenarios - like crossing roads, spotting fire risks, and learning about stranger danger - we discovered how to stay safe in everyday situations. The immersive environment gave us the chance to practise real-life skills in a fun and memorable way, boosting awareness and confidence. It was a day filled with teamwork, laughter, and valuable lessons that will stay with us long after the visit.

Art

In art, we combined oil pastels and watercolours to create vibrant aquarium scenes. We used bold black lines to outline our designs and create striking geometric patterns, before adding watercolour to form our background. We had to think about perspective and how things appear bigger in the foreground and smaller as we got to the middle. We then worked on creating sunrises and sunset with oil pastels.

English : Explanations

We have explored explanation texts this term, learning how to clearly describe how things work. To make our learning meaningful, we designed our own imaginative contraptions based on inventions we thought were needed in the real world. You can read two fantastic examples of our work below:

The Money Printer

Are you fed up with running out of money? The money printer 8200 will print out money in one minute. The printer can print as much money as you want, even one thousand pounds!

How to Use

The Money Printer 8200 is easy to operate. First, you click a small orange button and you place a pitch black charger in a charger cable. Then you plug the other end of the charger into the back of the machine. Next, you press the amount of money you want on the screen. After that, the cogs in the machine start to whirr and you pull a lever down which activates the conveyer belt inside the printer. Next, you open a drawer at the bottom of the machine and put paper in it (if needed). Then, to shut the drawer you press a large, blue button on the side of the machine and it will slam shut. When this happens, make sure you mind your fingers! After that, the conveyer belt will pick a piece of paper up from the pile. Next, a stamp at the top of the machine pushes down on the paper and there is a picture on the paper. Finally, the paper comes out of a drawer on the side of the machine. You have your money!

Safety information

Make sure you mind your fingers when you open and shut the drawer. Remember to clean your machine every two weeks so it doesn't break. Make sure that you read the instruction manual carefully. We are sure you will be happy with your purchase.

By Bonnie

Robot On Wheels 121

Do you want to go ten times faster on the motorway? The *Robot On Wheels* is so much comfier and more enjoyable than a boring old car. This machine is so comfy that you can fall asleep for a relaxing journey!

How to Use

The *Robot On Wheels* is very comfortable to use! First, you get in the machine and turn it on by pressing the enormous red button. Also turn the handles on the steering wheel to get it started up. Secondly, get the controller and tell it where you want to go then pistons will start to move. After, it will take you wherever you have asked it to go, like Jamaica. Then pull the handle backwards and it will go fast, like 370mph to wherever you want to go. Also, the *Robot On Wheels* will dance if you want it to!

Pistons, wheels, cogs and sofas! It's so simple. The *Robot On Wheels 121* will never let you down with its comfiness!

By Freddie



Year 4: Badgers

We've had a packed term in Badger class, learning about a huge range of topics and putting together some excellent pieces of work!

In history, we have learnt about the Romans and how they shaped Britain. To accompany our history learning, we have looked at a vast range of Roman mosaics, studied how they have been created and then designed and created our own mosaics. We explored the story of Boudicca and what challenges she faced. We spent three lessons studying, designing and creating our own Roman shields, which you can see on the right.

In science, we have studied the topics *Light and Shadow* and *Busy Bodies*. In the first topic, we learnt how a shadow is formed, what the words opaque, translucent and transparent mean and how shadows act when you move the light source. In *Busy Bodies*, we learnt about healthy eating, what a human skeleton is and its function and how it compares to an animal skeleton.



English : Explanations

This term, our class has been working hard to develop and refine our writing skills. Most recently, we have focused on explanation texts. As part of this unit, we designed imaginative inventions aimed at making everyday life easier. Some of us chose to write about a snack machine, while others came up with clever ideas like a homework-completing device! We are incredibly proud of the creativity and effort that everyone showed - take a look at some fantastic examples of our finished work below:

The Mark-a-tron 7000

Are you fed up with endless piles of marking? Do you want an automatic marking machine? Then meet the Mark-a-tron deluxe. This is the latest model. Enter any question then press the tick button and it will tick the work, just like yours! Isn't that unbelievable?

How to use

The Mark-a-tron 7000 deluxe is easy to operate. To turn the device on, you press the green button then it will send a message. Within a few seconds, the machine will tell you that it is ready for a question. The piston and the transformer move causing a humming sounds. The AI technology will scan the learning. Then, it will take a few seconds to generate a response. After a few seconds, you will have to pick one and press the tick button to confirm your choice. If it is a maths question, enter the question using the calculator on top of the machine.

Things to note

Once a week, replace the batteries and put red ink into the red pen. This is very important. Don't play, break or throw the device because the filters, fans and the machine itself will break.

Pen, calculator, filters and fans! It's so simple. The Mark-a-tron will never make your hand tired again!

Aung Thuta

The Charge-a-tron

Are you sick of waiting for your device to charge? Then get the Charge-a-tron 5000, it takes 30 minutes to charge your device. Make sure to charge the robot for 15 minutes to ensure you receive the full charge. Did you know that a table pops out and you can play while it charges? You can also eat sweets while it charges!

How to use

First, you have to charge the Charge-a-tron then turn the glowing, button on. After, a small table, will pop out from the middle of the robot so you can put your device on it. Next, turn your device on and start playing. Finally, a sweet dispenser will pop out and you can eat sweets while it rapidly charges in thirty minutes. To turn it off, press the glowing, purple button twice, to turn it on, press the glowing, purple button once. You could use your voice to turn the machine on and off, just talk to the screen. Lastly, you can program it with the instruction booklet.

Points to note

This is important, do not put your device in when the robot isn't charged otherwise it will explode! Please don't be rude or angry towards the device or else it will not charge anything for a week!

Safety information

You will need to replace the batteries, you can get them from www.robobatteries.com or it will malfunction! Also, you will need to give it a rest for thirty minutes. Please put on sleep mode if it is not in use.

Sai

Year 5: Foxes

Carnival masks

Our first art project of the year was linked to our geography unit on Brazil. After learning about the Rio Carnival we were tasked with designing and making our own carnival mask. Each mask needed a theme (nature, fire, ice etc) and it had to be big, bright and bold, just like the masks used in the carnival. As you can see we were really successful with this!

Henry Moore Visit

This term, we have been busy studying the work of the famous sculptor, Henry Moore. To begin with we found out about his life and work, before studying pictures of his sculptures and trying to work out what they represented. Before we moved onto our design phase, we visited Barclay Academy to view a real-life Henry Moore statue called 'Family Group'. We spent some time sketching it from different angles and were very pleased with our efforts. After designing four different sculptures out of playdough, we then used modelling clay to create our final pieces of art.





Year 5/6: Eagles & Falcons

Science

This term, we have explored different forces and discovered how they work in opposition to one another. This has involved practical investigations to find out about gravity and air resistance, as well as buoyancy and water resistance. Following on from this, we found out all about Sir Isaac Newton's life and how his work continues to impact our lives today. Finally, we learned about how levers and pulleys work, with an exciting demonstration of how pupils can be lifted with very little effort!

Geography

Our learning this term has centred on Brazil. We have explored the different landscapes, climate, living conditions and culture found in this huge South American country. To accompany this, we made our own carnival masks, thinking about pattern, colour choices and how to decorate in an eye-catching way. You can see examples of our amazing creations on the right.



English : Harry Potter!

With great excitement, Years 5 and 6 ventured to Hogwarts at the Harry Potter Studios in Leavesden (you can see some photos from our trip on the left). We started off with a creative writing workshop, where some secrets and tricks of the trade were shared with us. Then, after entering through the magical Great Hall, we were able to talk to experts about props, costumes and makeup, fly on a Nimbus 2000, walk inside the Hogwarts Express and experience the effects that were used in the films. Diagon Alley, Gringotts Bank, the Dursley's House and the Forbidden Forest were all there for us to explore.

We returned to school with lots of ideas as how to describe our own Fantastic Beasts. We wrote non-chronological reports, and typed these into an online AI website, which then created images based on the information we had given. Here is Lubna's superb example:

THE DEATH EATER

Hidden deep within enchanted lands, lies the most feared creature in mankind. This creature has lived for thousands, maybe even millions of years. Nothing can kill it. This beast is called the Death Eater. It can withstand weathers that no other animal in the universe can. Furthermore, it is extremely short tempered and is known to attack any predators, by shredding them to pieces. Despite its hostile nature, it can be surprisingly loving and protective towards its young. Would you be able to face this ferocious creature?

Origins

In the early 1880s, Russian explorer, Carlos Rujenz was trekking in the jungle across the western region of California. He was examining different species of butterflies, when he stumbled upon a damp, dark and isolated cave. He was extremely curious, and decided to call some cryptozoologist colleagues, to help look inside. Unfortunately, their search was unsuccessful, and it wasn't until the early 1920s when Carlos returned and found the first Death Eater towards the back of the very same cave. The explorer returned home and shared his story. Soon, many scientists wanted to get involved and to find out more.

Appearance

The Death Eater is quite the creature! Its feathery wings are light and soft, great for a quick escape. The second thing you would notice is its spike-covered tail. One brutal thwack and BAM! You're injured. The tail is mostly used to deter approaching predators. Its horns, eyes and razor-sharp teeth are all used to scare their prey and predators far from its young ones. This beast can - and will, shred any trespasser to pieces in seconds.

Habitat and Diet

Death Eaters live in a surprisingly calm tranquil area. They live in dark caves, guarded by bats. They live here because nobody will bother them. Even if an animal were to approach, the bats flap their wings furiously, alerting the Death Eater as they do so. Death Eaters always make sure they have a water source near them, whether that is a river or a waterfall. These beasts eat mackerel, or any other type of fish. Also, some creatures, such as jaguars, who go to the water source to drink, are attacked by the Death Eaters from behind, gnawing at their bones. They are nothing more than brutal meat eaters.

Did You Know?

- Did you know that Death Eaters can withstand temperatures below -200 degrees Celsius and above 400 degrees Celsius?
- This creature's horns and spiked tail are extremely venomous. If you are unfortunate enough to get hit by it, you will have only two days left to live.

Lubna

Diary Dates

5th January

Staff training day
(school closed)

6th January

Start of Spring Term

23rd January

Foundation Stage
Stay & Play session

11th February

Parents' Evening

16th - 20th February

Half-term

2nd March

Big Talk sessions
throughout the school

5th March

World Book Day

13th March

Foundation Stage
Stay & Play session

16th - 20th March

Science Week

26th March

Easter Disco
(Years 1-6)

27th March

End of Spring Term -
school closes at 2pm

13th April

Staff training day
(school closed)

14th April

Start of Summer
Term

4th May

May Bank Holiday

7th May

Foundation Stage
Stay & Play session

Sports Update

Football

Our four school football teams have all been in action this term, kicking-off their seasons with a mix of league games, tournaments and friendlies. Our Year 5/6 'A' team took part in the Stevenage Schools Autumn Tournament (which we hosted at Bedwell), showing great determination and resilience when faced with some strong opposition. Once the league season began, however, they really found their shooting boots, winning 7-1, 6-3 and 4-2 in their first three matches. Our Girls team, meanwhile, took part in their Autumn Tournament (again at Bedwell) and then began their league season with an impressive 10-0 win. After that, our Year 5/6 'B' team were super keen to get playing, winning 7-1 in their first match, while our Year 3/4 squad showed excellent skill and determination in their first two friendlies. It has been a great start to the season, and we're really proud that 42 children have already had the chance to represent the school this year!

Boccia

Our Year 3/4 Boccia team took part in the Stevenage tournament which took place earlier this term. The event, organised by Stevenage Sporting Futures, saw 9 schools from across town competing in the sport, which is similar to bowls. Our team put in a great performance and won a special 'Passion' award for the spirit that they showed throughout the competition.



Cross Country

In one of the first big sporting events of the year, our Cross-Country teams competed at the Stevenage Festival at Fairlands. Running against hundreds of other Year 5/6 children on a one-mile course around the lakes, all 22 members of our team showed great resolve, resulting in some fantastic performances - particularly from our Year 5 Girls team, who finished third overall and collected a set of well-deserved bronze medals.

